



US00D802815S

(12) **United States Design Patent**
Kjaergaard Toft et al.

(10) **Patent No.:** **US D802,815 S**

(45) **Date of Patent:** **** Nov. 14, 2017**

(54) **STAGE LIGHTING**

(71) Applicant: **Martin Professional ApS, Aarhus N (DK)**

(72) Inventors: **Uffe Kjaergaard Toft, Højbjerg (DK); Jes Vestergaard, Brabrand (DK)**

(73) Assignee: **Martin Professional ApS, Aarhus N (DK)**

(**) Term: **15 Years**

(21) Appl. No.: **29/554,219**

(22) Filed: **Feb. 9, 2016**

(30) **Foreign Application Priority Data**

Oct. 12, 2015 (EM) I 002819375

(51) **LOC (10) Cl.** **26-05**

(52) **U.S. Cl.**
USPC **D26/74**

(58) **Field of Classification Search**

USPC D26/74, 72, 75, 76, 77, 78, 85, 88, 89,
D26/118, 138, 141; 362/364, 365, 373,
362/145, 146, 147, 148, 150, 153, 153.1,
362/294, 296.01, 296.07, 296.08
CPC F21V 29/2262; F21V 7/06; F21V 21/044;
F21V 21/047; F21V 29/2212; F21V
29/2225; F21V 29/2256; F21V 29/225;
F21V 29/2268; F21Y 2111/002; F21S
8/02; F21S 8/026
See application file for complete search history.

(56) **References Cited**

U.S. PATENT DOCUMENTS

D602,624 S * 10/2009 Kawaguchi D26/74
D606,228 S * 12/2009 Ward D26/74

D632,821 S * 2/2011 Culbert D26/74
D633,243 S * 2/2011 Call D26/72
D646,831 S * 10/2011 Pan D26/74
D647,240 S * 10/2011 Beghelli D26/74
D652,559 S * 1/2012 Beghelli D26/74
D661,008 S * 5/2012 Yuan D26/74
D679,440 S * 4/2013 Smith D26/76
D679,853 S * 4/2013 Chiou D26/63
D708,778 S * 7/2014 Sibitzky D26/118
D775,403 S * 12/2016 Adams D26/118
D775,404 S * 12/2016 Adams D26/118

* cited by examiner

Primary Examiner — Angela J Lee

(74) *Attorney, Agent, or Firm* — Plumsea Law Group, LLC

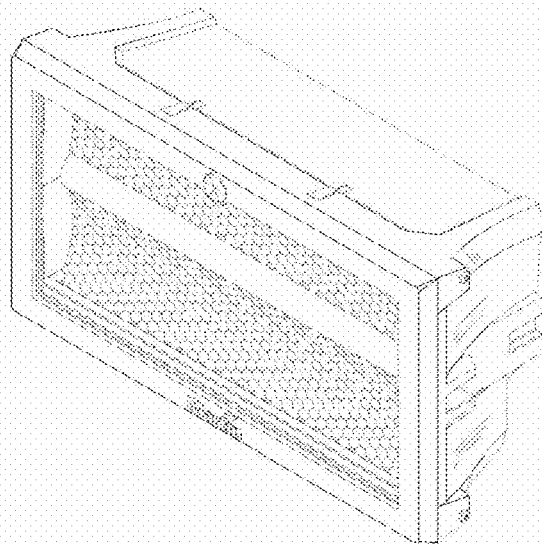
(57) **CLAIM**

The ornamental design for stage lighting, as shown and described.

DESCRIPTION

FIG. 1 is a perspective view of stage lighting showing our new design;
FIG. 2 is a front elevational view thereof;
FIG. 3 is a top plan view thereof;
FIG. 4 is a bottom plan view thereof;
FIG. 5 is a side elevational view of one side thereof;
FIG. 6 is a side elevational view of the opposite side thereof;
and,
FIG. 7 is a rear perspective view thereof.
The boundary of the claim is defined by the discontinuation of shading and the change from solid line to broken line along the top, bottom and sides of the illustrated stage lighting. The broken line showing forms no part of the claimed design.

1 Claim, 7 Drawing Sheets



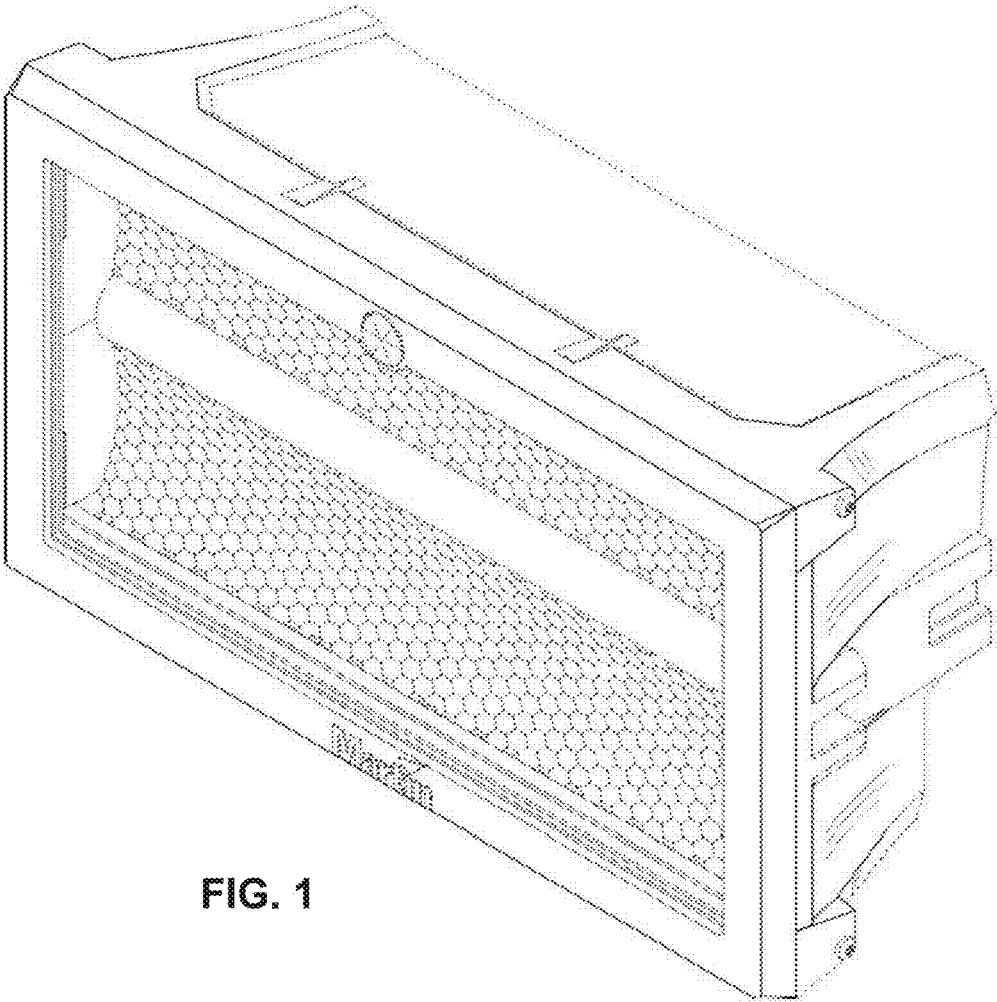


FIG. 1

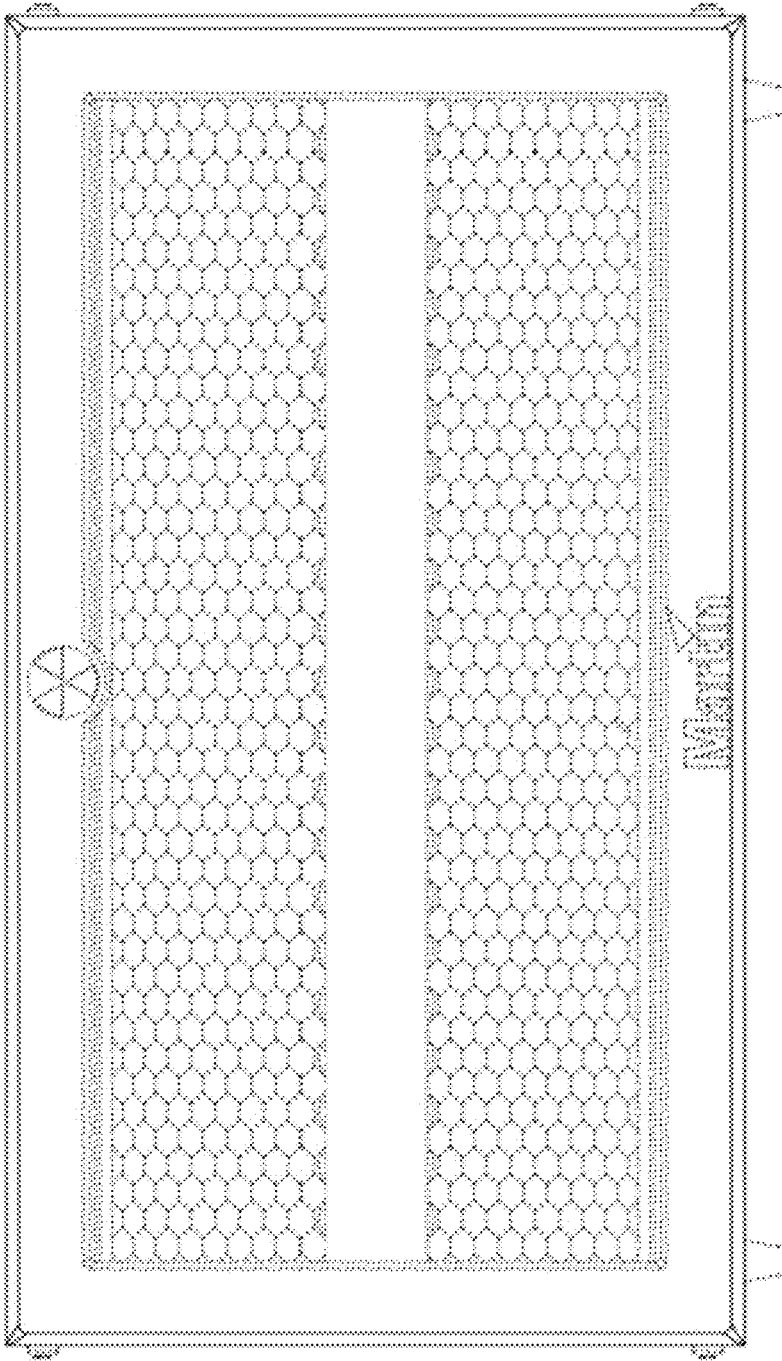


FIG. 2

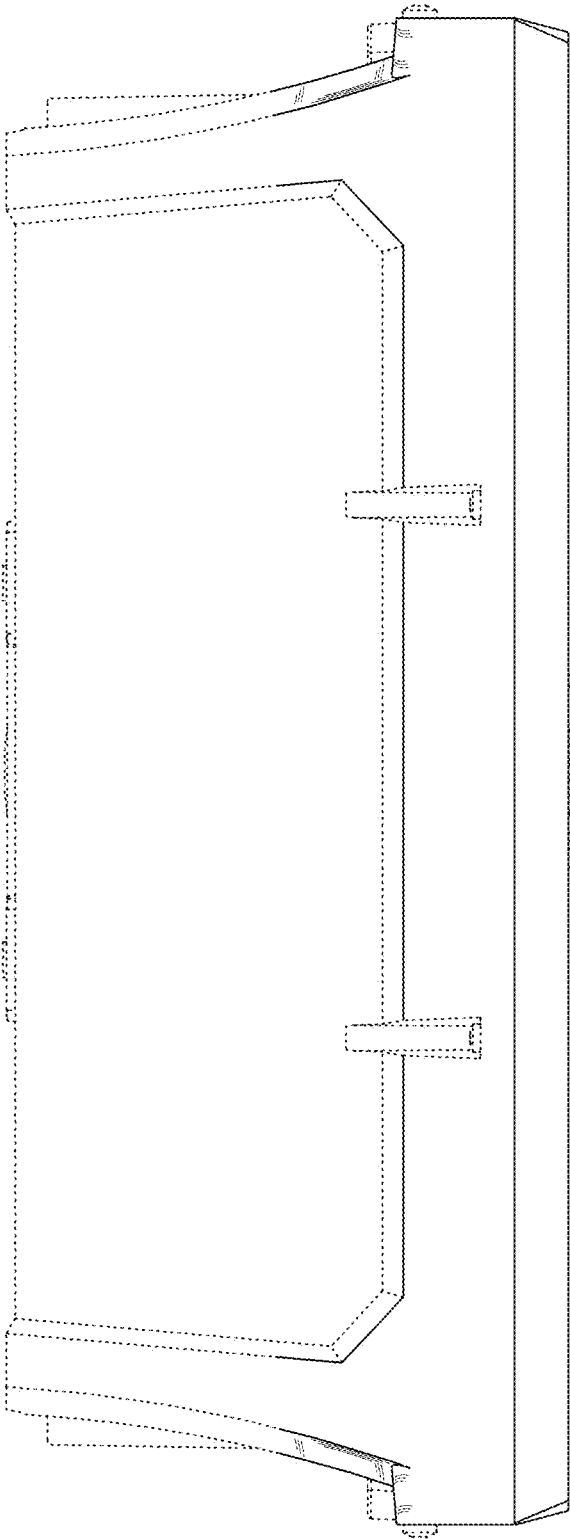


FIG. 3

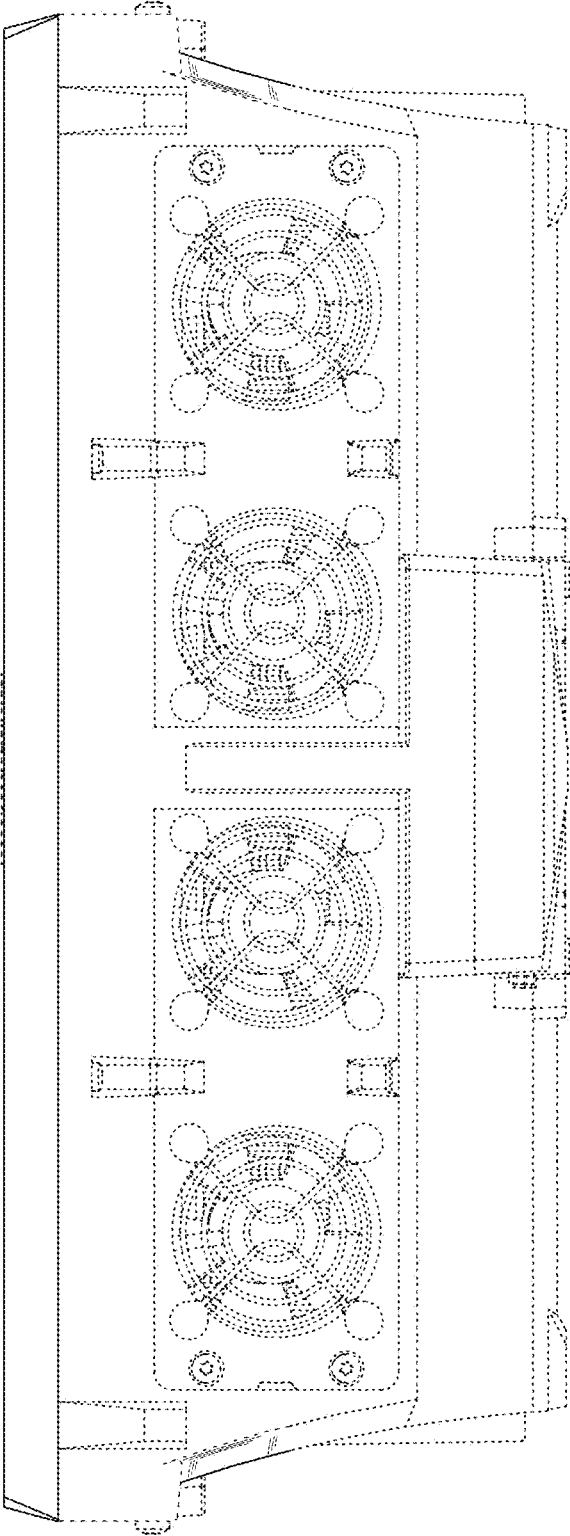


FIG. 4

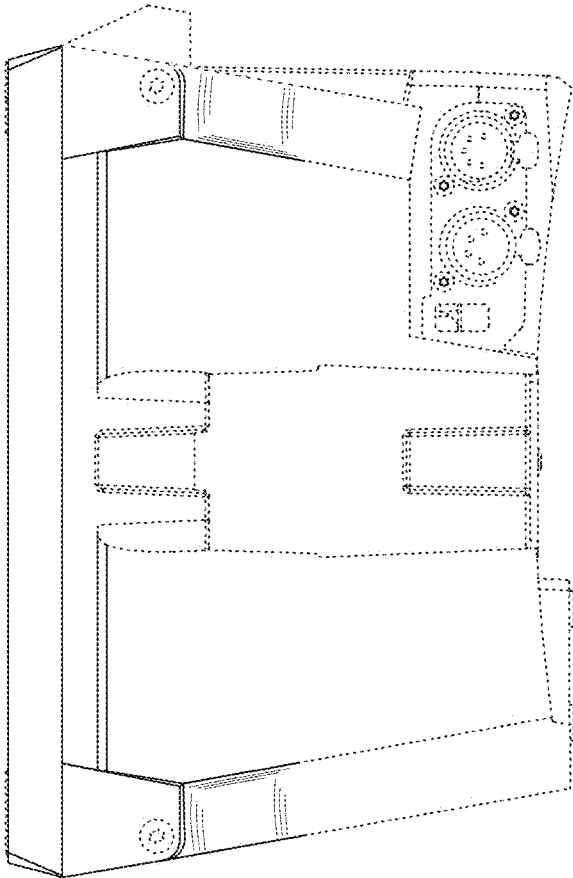


FIG. 5

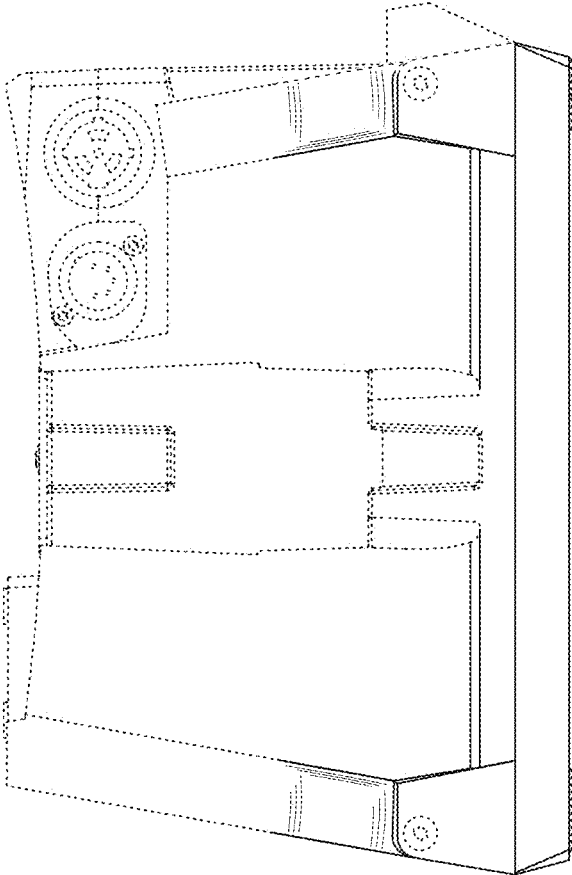


FIG. 6

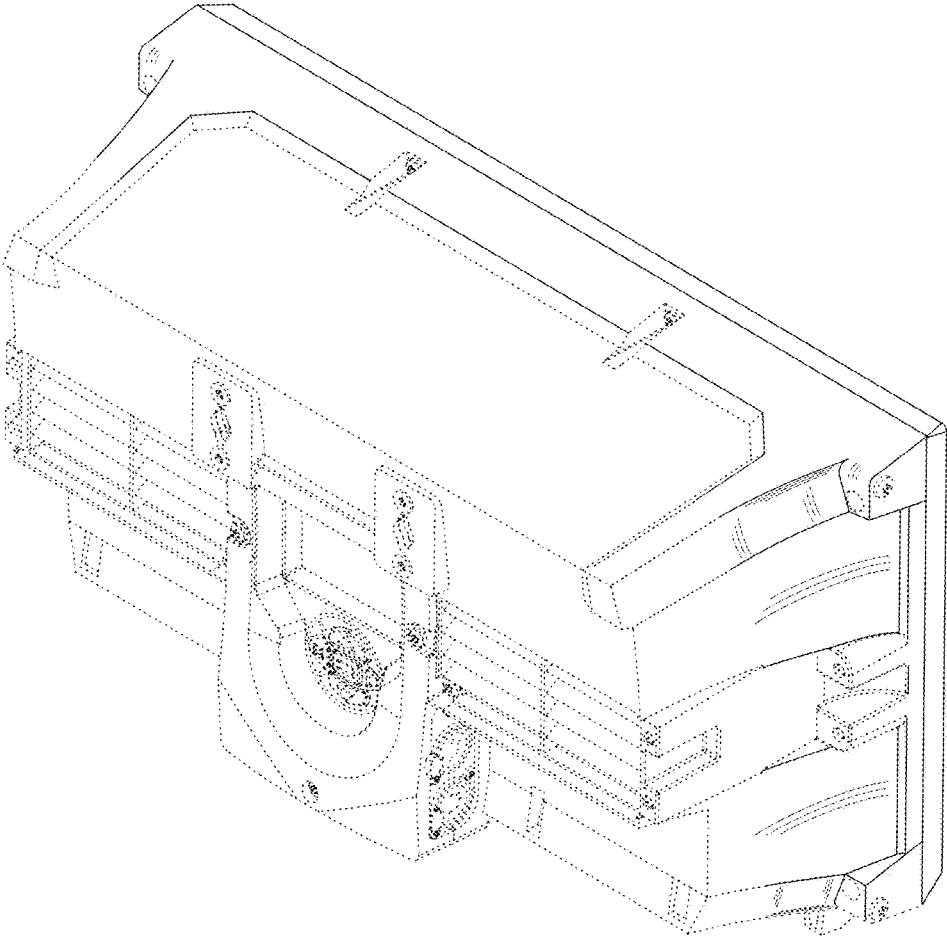


FIG. 7